







Please read *Guidelines for Grading Theory Tests.*

	Points
1. Naming Notes	7
(C) A E G D C B F	
2. Intervals	7
(4th) 5th 2nd 3rd 5th 3rd 2nd 4th	
3. Names of Keys	5
(C) E A D F G	
4. Half-steps and Whole-steps	4
(whole-step), half-step, whole-step, whole-step, half-step	
5. Five-Finger patterns	4
(C Major) F Major c minor g minor D Major	
6. Five-Finger pattern (adding accidental)	1
	
7. Triads	5
(F Major) C Major d minor D Major c minor G Major	

	Points
8. Key Signatures	3
F Major C Major G Major	
9. Scale - Adding Accidental	1
F Major 	
10. Scale - Naming	1
G Major	
11. Rhythm - Counting	4
a.  c. 	
— 1 2 & ✓ 1 2 ✓ 1 2 3 — 1 &	
b.  d. 	
✓ 1 2 & 3 4 — 1 2 3 — 1 & 2 3 4 ✓ 1 2 3	
12. Rhythm - Names	4
a. eighth rest c. eighth note b. half note d. quarter rest	
13. Definitions	8
a. accent: play louder, stressed, marked b. tie: hold the second note c. symbols or terms that indicate loud or soft d. <i>fermata</i> : hold longer e. the end f. gradually slower g. return to the original tempo h. return to the beginning and play to <i>fine</i>	

Points

14. Grand Staff - Identifying Parts

4

- a. brace
- b. treble clef
- c. bar line
- d. measure

15. Staff Name

1

grand staff

Musical Analysis

16

- 16. G Major
- 17. F
- 18. 2 beats
- 19. *staccato*
- 20. slur
- 21. soft
- 22. *forte*
- 23. 1 beat
- 24. measure 6
- 25. G Major
- 26. G
- 27. two times
- 28. a. 3rd c. 4th
- b. 2nd d. 5th

